

Community Information

Mission Beach





Mission Beach

Mission Beach Ca spans nearly 2 miles of ocean between Mission Bay to the east and Pacific Beach to the north. Filled with upscale, pastel-colored homes, hotels and condos, with a measure of old-style cottages and beach apartments, it's a favorite among locals and tourists alike.

The boardwalk at Mission Beach San Diego offers some of the best people watching in all of San Diego! Joggers, bicyclists, roller bladers, and casual strollers contrast with the local flavor, which features lots of tattoos, piercings, and exotic pets. This place is a real scene most weekends. Locals in particular enjoy this beach, which teems with both land and water activities.

Attractions, Activities & Things to Do

Activities at Mission Beach include surfing, body boarding, swimming, kayaking, sunbathing, and picnicking. Swimmers and surfers use separate swimming areas, which are designated by City lifeguards. South Mission Beach is a volleyball Mecca. The wheelchair-accessible boardwalk behind the beach extends nearly 3 miles to just north of Pacific Beach. It's a booming activity zone of bicycling, rollerblading, running, skateboarding, etc.

You can rent equipment at the end of West Mission Bay Drive adjacent to the boardwalk. Those looking for the thrill of a beachfront rollercoaster and some 1920's nostalgia will want to ride the Big Dipper at Belmont Park, located at the north end of Mission Beach. This 73-foot-tall wooden rollercoaster was built in 1925, closed for restoration in 1976, and finally reopened again in 1990. The Big Dipper is still an exhilarating ride up into the palm trees high above Mission Beach.



Children's Activities

Kids will love Mission Beach for its wide variety of land and water activities. Swimming, body boarding, and sandcastle building will keep them busy until it's time to go home. Belmont Park, which has a merry-go-round, bumper boats, and arcade games, is next to the Big Dipper rollercoaster. There's even an indoor Olympic-sized swimming pool called "the Plunge" at Mission Beach adjacent to Belmont Park.

Older kids and teens will love The Wave House at Mission Beach which features "The Flowrider" an artificial wave machine that tests surfing skills.



Belmont Park

Sure to please the entire family, Belmont Park is located on the surf and sand in Mission Beach and offers free parking and free park admission. Visitors can enjoy traditional and contemporary amusement park rides, ride the waves at Wave House, play mini golf, arcade and midway style games, shop and enjoy a wide array of cuisine throughout the Park which includes beachfront restaurants as well as food court style dining. We are located 1 mile west of Sea World in San Diego at 3146 Mission Blvd.



Mission Bay Park

Mission Bay Park is the largest man-made aquatic park in the country, consisting of 4,235 acres, approximately 46% land and 54% water. The park offers a wide range of recreational activities including paths for walking and jogging, and playgrounds for children. It is one of San Diego's most popular locations to fly a kite, picnic or sail a model yacht. Fire rings make it possible to cook out and stay warm. Mission Bay Park also offers a variety of free opportunities to the public such as professional volleyball and Over-the-Line sporting events. Annual attendance in the park is estimated at 15 million.

Information for all parks may be obtained by calling (619) 685-1300 or by visiting the Park and Recreation website: www.sandiego.gov/park-and-recreation/

Community Services

Pacific Beach Taylor Branch Library
 4725 Cass Street / San Diego, CA 92109
 (858) 581-9934 / www.sandiego.gov/public-library

Pacific Beach Recreation Center
 1405 Diamond Street / San Diego, CA 92109
 (619) 581-9927

Santa Clara Recreation Center
 1008 Santa Clara Place / San Diego, CA 92109
 (858) 581-9928



Education


San Diego Unified School District
 4100 Normal Street / San Diego, CA 92103
 (619) 725-8000 / www.sandi.net

Elementary Schools

Bayview Terrace
 2445 Fogg St. (92109)
 (858) 273-5244

Pacific Beach
 1234 Tourmaline St. (92109)
 (858) 488-8316 / www.sandi.net/pbe

Sessions
 2150 Beryl St. (92109)
 (858) 273-3111 / new.sandi.net/schools/sessions





Middle Schools

Pacific Beach

4676 Ingraham St. (92109)

(858) 273-9070 / pbmiddle.sandi.net

High Schools

Mission Bay

2475 Grand Ave. (92109)

(858) 273-1313 / www.missionbayhigh.com



Population and Housing Estimates

Mission Beach Community Planning Area



Jan 1, 2021

Total Population	5,816
Household Population	5,809
Group Quarters Population	7
Persons Per Household	2.12

Housing and Occupancy

	Total Units	Households	Vacancy Rate
Structure Type	3,605	2,744	23.9%
Single Family - Detached	926	690	25.5%
Single Family - Attached	914	687	24.8%
Multi-Family	1,765	1,367	22.5%
Mobile Home and Other	0	0	--

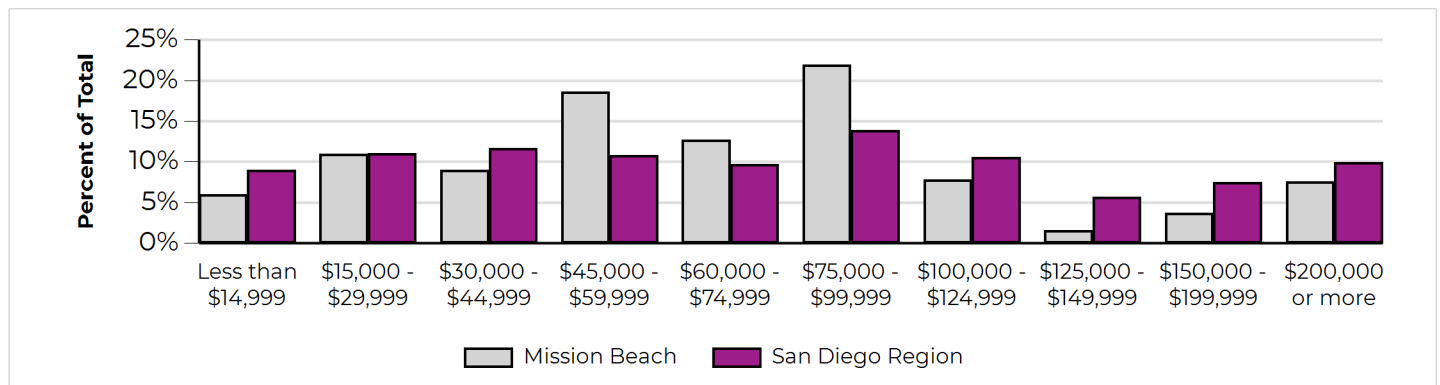
Household Income

Households by Income Category (2010 \$, adjusted for inflation)

	Less than \$15,000	\$15,000- \$29,999	\$30,000- \$44,999	\$45,000- \$59,999	\$60,000- \$74,999	\$75,000- \$99,999	\$100,000- \$124,999	\$125,000- \$149,999	\$150,000- \$199,999	\$200,000 or more
% of Total	6%	11%	9%	19%	13%	22%	8%	2%	4%	8%

Median Household Income

	2021
Adjusted for Inflation (2010 \$)	\$66,379
Not adjusted for inflation (current 2020 \$)	\$82,190



DATA SOURCES AND IMPORTANT ADVISORY:

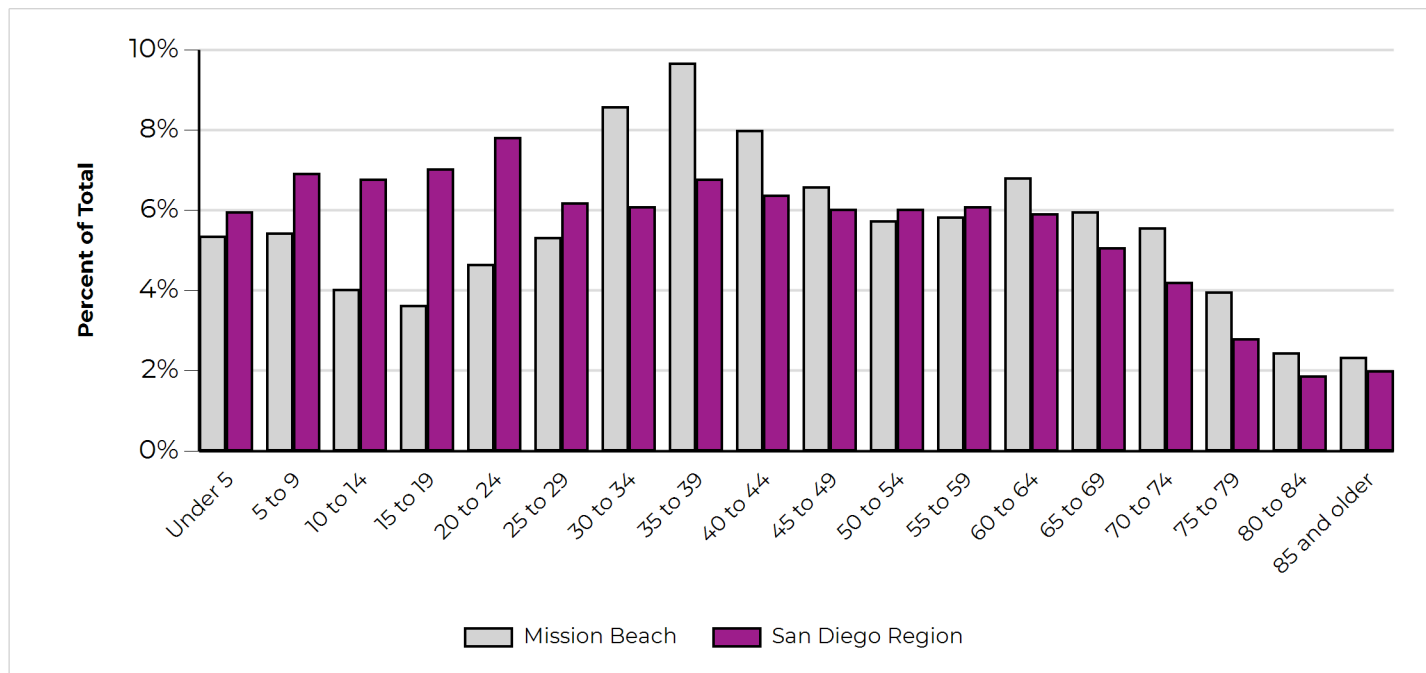
SANDAG Population and Housing Estimates are derived from a composite of data sources, including the California Department of Finance (DOF) E-5 Population and Housing Estimates for Cities, Counties, and the State, 2020-2022; the 2021 SANDAG Land Use and Housing Units inventory; the Census American Community Survey (ACS) Detailed tables; and the vintage 2020 DOF P-3 Race/Ethnicity and Sex by Age for California and Counties.

Caution should be taken when using Population and Housing Estimates, especially for small areas of geography. Sampling error inherent with the data may materially impact the reliability of the estimates, resulting in a substantial margin of error. Additionally, conclusions should not necessarily be drawn about small differences between two or more estimates because they may not reflect statistically significant differences.

Population by Age and Sex

	Total	Male	Female	Percent Female
Total Population	5,816	3,017	2,799	48%
Under 5	312	149	163	52%
5 to 9	316	155	161	51%
10 to 14	235	135	100	43%
15 to 17	135	74	61	45%
18 and 19	76	38	38	50%
20 to 24	271	137	134	49%
25 to 29	310	174	136	44%
30 to 34	499	263	236	47%
35 to 39	563	315	248	44%
40 to 44	465	264	201	43%
45 to 49	383	208	175	46%
50 to 54	334	197	137	41%
55 to 59	340	174	166	49%
60 and 61	174	75	99	57%
62 to 64	222	112	110	50%
65 to 69	347	161	186	54%
70 to 74	324	163	161	50%
75 to 79	231	112	119	52%
80 to 84	143	58	85	59%
85 and older	136	53	83	61%
Under 18	998	513	485	49%
65 and older	1,181	547	634	54%
Median Age	42.1	41.3	43.0	N/A

Population by Age



Population by Race, Ethnicity and Age

	Hispanic	Non-Hispanic				
		White	Black	American Indian	Asian & Pacific Isl.	All Other
Total Population	733	4,431	272	29	203	148
Under 5	65	209	20	5	8	5
5 to 9	64	217	16	1	5	13
10 to 14	66	148	8	4	1	8
15 to 17	30	88	9	1	1	6
18 and 19	24	41	6	0	0	5
20 to 24	53	174	15	1	12	16
25 to 29	49	202	30	0	11	18
30 to 34	48	395	28	2	11	15
35 to 39	51	451	27	2	18	14
40 to 44	54	368	20	3	13	7
45 to 49	42	282	22	3	30	4
50 to 54	62	229	19	1	15	8
55 to 59	34	275	10	3	12	6
60 and 61	18	138	4	1	11	2
62 to 64	12	185	5	0	13	7
65 to 69	22	288	16	1	16	4
70 to 74	10	292	8	1	7	6
75 to 79	17	201	3	0	6	4
80 to 84	5	129	2	0	7	0
85 and older	7	119	4	0	6	0
Under 18	225	662	53	11	15	32
65 and older	61	1,029	33	2	42	14
Median Age	31.6	43.9	35.7	36.3	48.6	31.0